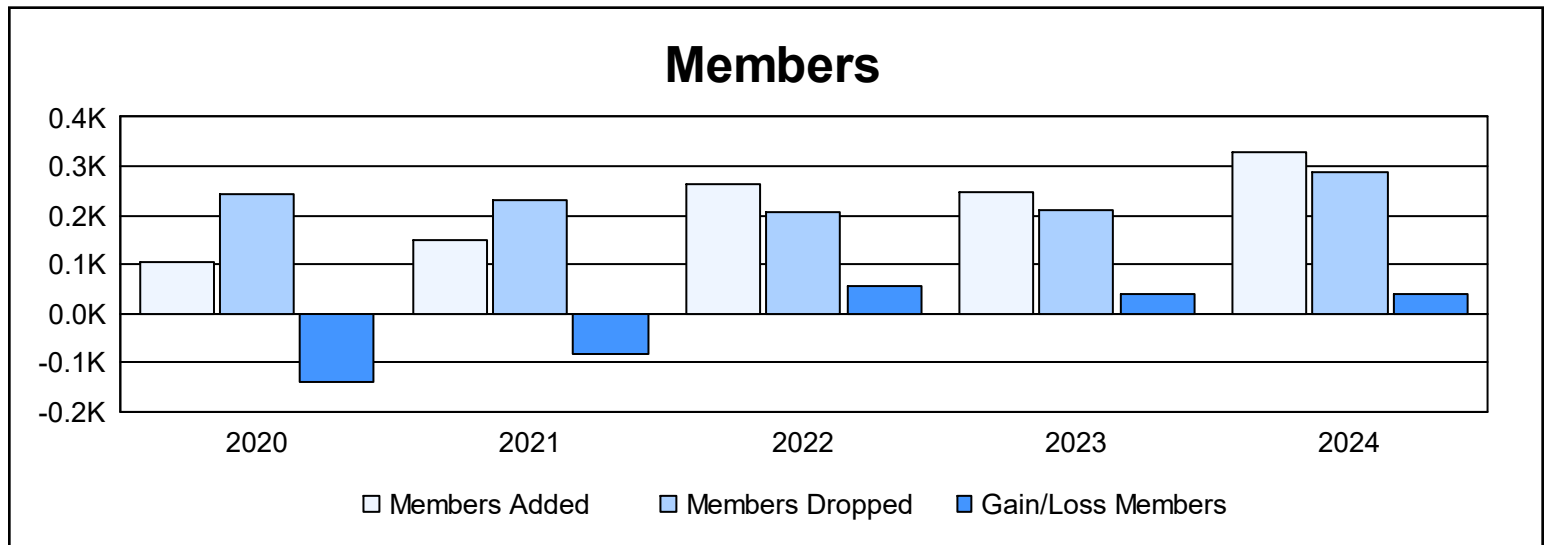
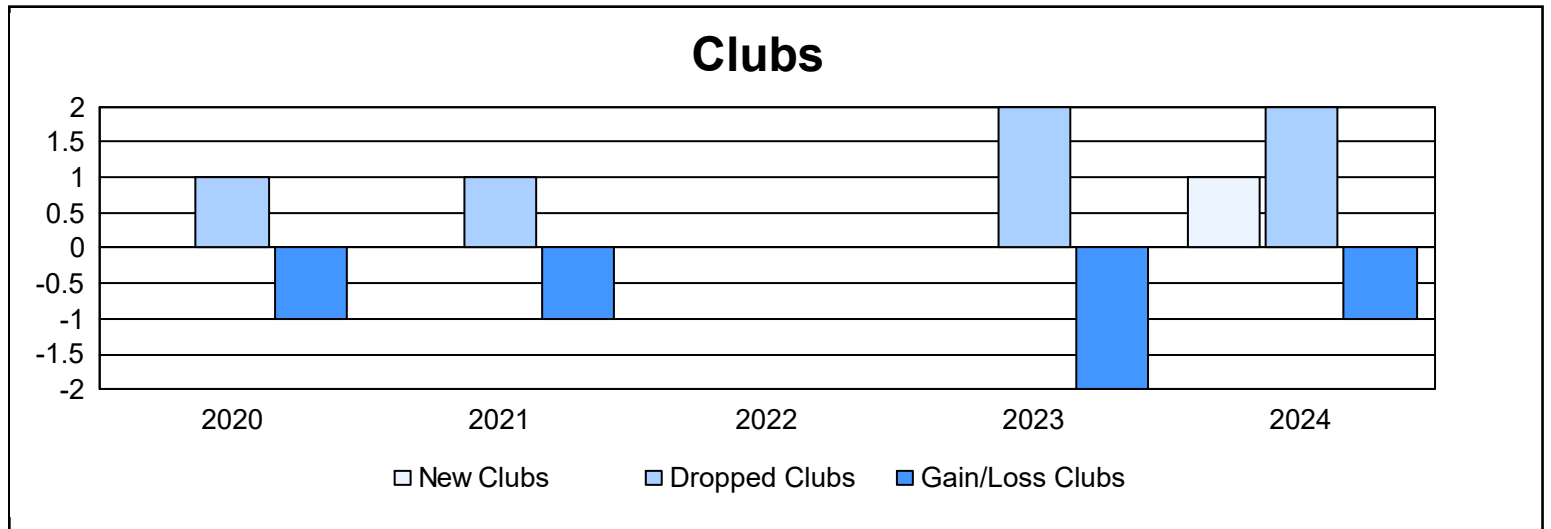
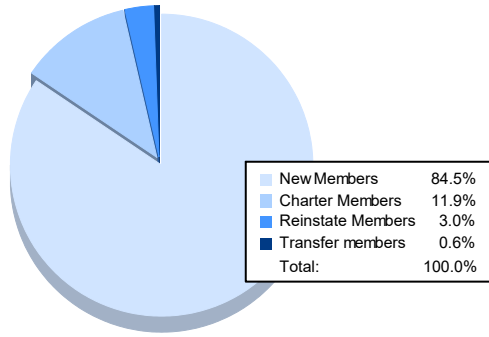


Year	New Clubs	Dropped Clubs	Gain/ Loss Clubs	New Members	Charter Members	Reinstate Members	Transfer Members	Total Member Added	Total Members Dropped	Gain/ Loss Members
2019-2020	0	1	-1	91	1	8	3	103	243	-140
2020-2021	0	1	-1	134	0	10	5	149	232	-83
2021-2022	0	0	0	238	3	16	7	264	208	56
2022-2023	0	2	-2	231	0	6	12	249	209	40
2023-2024	1	2	-1	277	39	10	2	328	289	39
<b>Average</b>	<b>0</b>	<b>1</b>	<b>-1</b>	<b>194</b>	<b>9</b>	<b>10</b>	<b>6</b>	<b>219</b>	<b>236</b>	<b>-18</b>



### Membership Composition June 2024 Cumulative



### Gender Composition June 2024 Cumulative

